

SE REGION NEWSLETTER

November 2013

Laurie Patton — SE Regional Director

A Note From Your Director

Welcome to all our new Southeast members. And remember, if you need any assistance, please let me or other members know. It's great to have you in our Region.

Don't forget that every other month the TICA Trend comes out and that our SE Newsletter comes out the first of every

month. We want lots of input from our members for both publications. If you have anything that you would like to contribute to either of these publications, please email Judith Milling at: shutterbug1948@gmail.com with your items.



It's ALL About the Cats"



MEET YOUR NEIGHBOR

ANDREA COBB

I'm from White, Ga. A little town next to Cartersville.

Back in 2004 my husband and I fell in love with Bengals, but soon discovered we could not legally own one in Ga. SO... we started researching other kitties. Our hearts went with Aby's.


Along comes the July issue of Cat Fancy and on the cover is the most beautiful cat I had ever seen... a ruddy Somali. I HAD to have one and started researching breeders. Low and behold there was a breeder right down the highway from me. I emailed her and at the time she had no kittens. No matter, as I don't have to get kittens. She had a 1.5 year boy named Al and sent a pic. What a magnificent cat! Hubby and I went to visit him and of course came home with him. Later on the breeder told me he met the breed standard and did I want to try showing him. The rest is history and my love affair with Somalis.

I admit I love competition, but I love sharing the show experience with my fellow exhibitors. ALL my friends are cat people!

My most memorable experience was my first show. There were no less than 8 Somalis there and 6 breeders. They embraced me and showed me the ropes. I've had many special moments since then, but that one came to mind first!

If you ask folks around the show hall, grooming seems to be a natural talent of mine. Nothing like hearing "this cat is groomed to perfection!". Love to help people out with tips.

In addition to Somalis I've shown an Oriental Longhair, Burmese, Ocicats, and now a Norwegian Forest Cat and Household Pets.





PLAY NICE

Despite the wonderful television and magazine ads to the contrary, kittens and children do not go hand in hand naturally. It takes a lot of work on the part of the parents to teach their children how to properly and safely interact with their kitten. There are no instant friends in this scenario, especially when the kitten is playing and climbing up your six year olds pant leg and the child is not able to control the situation. The result is usually a crying and stressed out child who ends up yelling at or even hurting the kitten, whose only crime is acting like a kitten.

Christmas is just around the corner, which means parents start thinking about the Christmas kitten being the perfect gift for their young child. They expect that a kitten and their kids will get along immediately and be best friends. Unfortunately for mom and dad, when the teething begins or the sharp kitten nails start to scratch, the kids get frustrated and there are lots of problems.

Toddlers and kits should only be together with supervision. This is a hard and fast rule. Young children should sit on one of their parent's laps, which will make them feel more secure around an active kitten. Setting up structured playtimes and elevating the children, makes them less accessible to playful, climbing kittens. And if kitty does get overly active, a parent is there to intervene.

Interactive play can also be encouraged if there is an adult around. Attaching a toy to a long string and letting your child drag it around for the kitten to chase, is a great game for both players, and will also help to tire them both out! Remember, while the kitten is chasing the toy, the toy is the target, and not the human.

It really is much better to wait until your child is around eight years old before you get that kitten. At that point they are big enough to understand they can't chase the kitten or grab it out of the litter. However, if you are going to go ahead and get that kitten no matter how young your children are, there are a few basic rules you should cover with the family before bringing the kitten home.

Teach your children to not hit, kick, squeeze or tease the kitten. No yanking on his tail or pulling at his ears. If the kitten gets hurt, he could lash out and retaliate and it would be the child's fault, not the kittens. Kids are no more than siblings in a kittens eyes and they do not consider them a force that must be obeyed.

Teach your children that they should never yell or scream in the kitten's face. Also, do not bother the kitten when it is eating, using the litter or sleeping. These times belong to your pet and they should not be pestered during those times.

If the kitten walks away from the children, no one should follow him. It means the baby is tired and wants to rest. It is very important to teach the children to respect the kitten's resting area. Also, when there are multiple children in the home, there should be only two hands on the kitten at any one time. Kids can overwhelm a cat if they all try to pet him at once.

There are things different age groups can handle to learn responsibility and instill a feeling of being able to help take care of the family pet. What tasks a child can do, really depends on his or her maturity level and the cat's age, size and temperament. For instance, a three year old can groom a kitty with a soft brush and pick out toys, and treats. They should not be left to do grooming by themselves, but an adult should be nearby supervising.

Four to Six to year olds can feed and give water to the kitten. Just make sure they have a no spill container or a half full plastic water pitcher that can easily be poured into the dish on the floor.

And if your child is eight to twelve years old, have them do all of the above and clean out the litterbox. Having a pet means doing all of the work, whether it's fun or not.

If you think you, as a parent, can handle the responsibility of getting a kitten and your child in a safe and harmonious way, then it is time to welcome that new pet into the home.


I would love for people to end me suggestions for [Bits and Pieces](#) on anything that is feline related.

Email:
pentaclecats@sbcglobal.net





RECIPES



Oven Baked Tacos!

Ingredients

Ground Beef
Refried Beans
Taco seasoning
Tomato Sauce

Brown your ground beef and drain completely - then add refried beans, taco seasoning and about half a can of tomato sauce. Mix together and scoop into taco shells, (stand them up in a casserole dish).

Sprinkle the cheese on top and bake at 375 for 10 minutes!!!!!!

For more AWESOME tips, recipes, exercises, motivation, and support Join us >>> [All-Natural Weight Loss](#)



Baked Tacos by All-Natural Weight Loss

CRISPY AND SWEET GARBANZO BEANS (Great Nut Free Alternative)

Ingredients

1 cup dried garbanzo beans or canned, rinsed, dried
1 tbsp. canola oil
1 tsp cinnamon
2 tbsp. sucanat (*get \$5 off first order at [iherb.com](#) using code YAJ035*)
1-1/2 tsp salt



Garbanzo Beans by SugarFreeMom.com

Directions

1. Soak dry beans overnight in cool water. Drain, pat dry with paper towels
2. Preheat oven to 400 degrees
3. In a bowl, toss the beans with oil, cinnamon and 1 tbsp. sucanat and 1 tsp salt
4. Spray a baking sheet with cooking spray and spread beans in a single layer on sheet.
5. Roast them in oven until crunchy and no longer soft in center, 45 minutes to an hour, stir them a few times to prevent burning
6. Transfer the beans back to a bowl and toss with 1/2 tsp salt and 1 more tbsp. of sucanat. Cool and serve.



ODDS AND ENDS



THIS IS A TALE OF JO VS OLE POSSUM.

There is a red female cat, Ginger (unsprayed), who belongs to our next door neighbor. After we moved back to Brandon, Ginger decided she really liked to sit with me on the patio. She was skinny as a rail (however, skinny that is) and gobbled up a plate of food, like she was a hunger dog.

As the weeks went by, I, being the observant person I am, noticed that her belly was getting mighty big! Sure enough, she came to the patio and was again skinny. Several weeks later she came to the patio with three kittens following her. Then, one by one the kittens disappeared. I asked our neighbor about them and he said, he didn't know what was happening to his cats. They just disappeared. I asked if he minded if I got Ginger spayed. He said go ahead. Wellllllllllll, time got away from me and sure enough her belly got big again. Then skinny. Getting the drift?



We had a hard rain, and everything in the back of our house and the neighbor's house flooded. The Sunday after the flood, I was sitting on the patio, and I heard kittens mewling. In the bottom of a cat tree we had set on the patio, I found two kittens, with eyes wide open. I'd say about 2 weeks.


Now the story starts getting interesting! I awoke from a sound sleep with the knowledge that something was wrong somewhere. I looked at the clock as I slipped into my house shoes. It was 2:59AM. I ran to the patio and there was a opossum (hereinafter known as Ole Possum). He was about to climb in the box I had fixed for the kittens. Ginger ran to me as I opened the door. I couldn't tell whence she came. Ole Possum looked at me. I started running in place. Ole Possum looked at me. I got my voice as high pitched as I could get it and screeched at him, "Get out of here you damn possum."

He turned and left as quickly as he could. I followed him to be sure he really left and noted where he was entering the back yard. Still I felt the kittens were not safe. I ran back into the house, grabbed my robe, cell phone, and glasses and back to the patio, where I finished the remainder of the night. The next three nights were spent on the patio from dusk to dawn. The third night, about 7:00pm, I saw Ole Possum approaching the patio. He got within fifteen feet of me and stopped and then turned and left. Again I followed.



The next night I put Ginger and the kittens in the store room. It upset Ginger so, that she tried to move the kittens into the house. Obviously, we couldn't have that. Bacall would have played them to death!

The next day I got on the internet and found a Wildlife Professional. Mack came out set two kindness traps (just in case we had two) and sure enough we caught the biggest possum I have ever seen. Mack got a funny looking gun and I asked if it was a tranquilizer gun. He said "No" just as he shot him. It was a pellet gun. He shot him three times before Old Possum went to meet his maker. Mack told me she should have asked if that would bother me. I told him when I saw that creature after those kittens, I could have beat him to death with a baseball bat - if I'd had one.



So now, I have two adorable kittens. A torte with a little bit of white and a red male with white on feet, tip of tail and nose. The girl is "Cloisine" and the boy is "I go Pogo". He bears a remarkable resemblance to Walt Kelley's Pogo. (Article by: Joe Parris)

STOP THE PRESSES! I HAVE ANOTHER POSS!

The SE Newsletter is posted monthly. Anyone wanting to submit articles, recipes, trivia, or anything you think others would enjoy, please send the information (Subject Line: SE Newsletter) to:

shutterbug1948@gmail.com
Judith Milling

Don't forget that the SE Region is on Facebook:
<http://www.facebook.com/group.php?gid=300505338191>